








## NIFTILIDS™

**NIFTILIDS ARE STRONG AND DURABLE CONTAINERS, SUITABLE  
FOR MULTIPLE RE-USE, WITH EASY TO REMOVE LIDS**

-  TOP QUALITY SPECIMEN CONTAINERS MADE FROM OPAQUE POLYPROPYLENE
-  BRITISH MADE
-  LEAK-PROOF LIDS TO MEET COSHH REGULATIONS
-  LIDS EASY TO USE AND USABLE TIME AFTER TIME
-  COLOUR CODED LIDS AVAILABLE



**SOLMEDIA LTD**

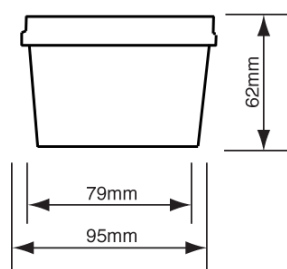
**T:** +44 (0) 844 8080 900

**E:** LABSUPPLIES@SOLMEDIALTLD.COM

**W:** WWW.SOLMEDIALTLD.COM



## SMALL CONTAINERS

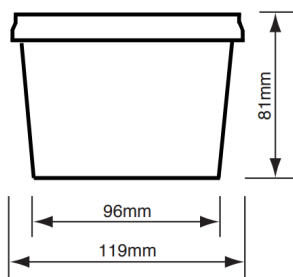


**250ML P40250**

 NET VOLUME UNDERSIDE OF LID: 270ML

 GROSS VOLUME TO RIM: 300ML

 NET VOLUME 10MM FROM TOP: 250ML

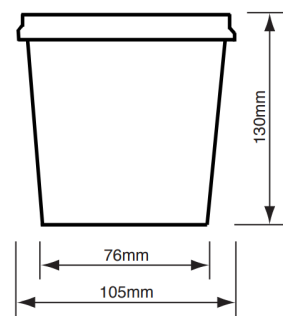


**500ML P40500**

 NET VOLUME UNDERSIDE OF LID: 597ML

 GROSS VOLUME TO RIM: 639ML

 NET VOLUME 10MM FROM TOP: 530ML

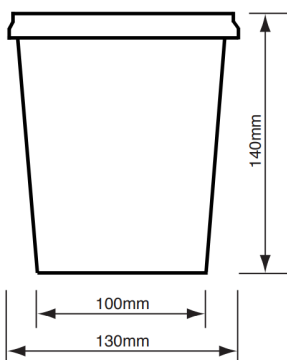


**750ML P40750**

 NET VOLUME UNDERSIDE OF LID: 760ML

 GROSS VOLUME TO RIM: 830ML

 NET VOLUME 10MM FROM TOP: 745ML

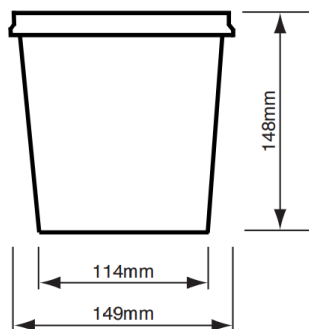


**1.0L P41000**

 NET VOLUME UNDERSIDE OF LID: 1170ML

 GROSS VOLUME TO RIM: 1196ML

 NET VOLUME 10MM FROM TOP: 1122ML



**1.5L P41500**

 NET VOLUME UNDERSIDE OF LID: 1570ML

 GROSS VOLUME TO RIM: 1690ML

 NET VOLUME 10MM FROM TOP: 1470ML

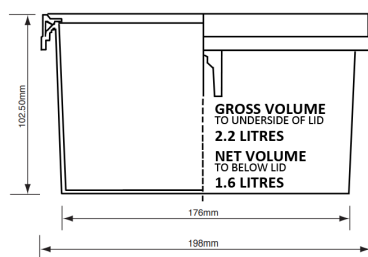
## OTHER SIZES AVAILABLE

PLEASE ENQUIRE ABOUT  
OTHER RANGES OF  
CONTAINERS IN PLASTIC  
AND GLASS.

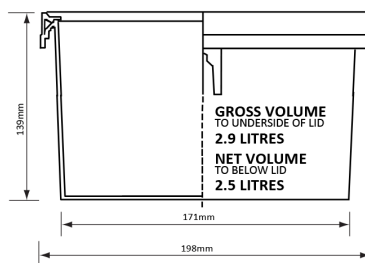
**0844 8080 900**

LABSUPPLIES@SOLMEDIALTD.COM

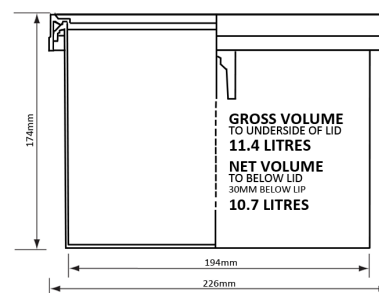
## LARGE CONTAINERS



**1.8L P41800**

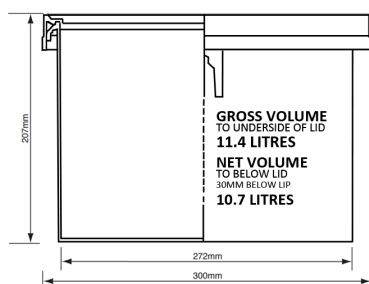


**2.5L P42500**

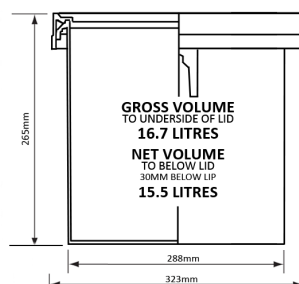


**5.0L P45000**

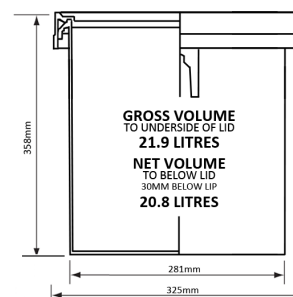
## LARGE CONTAINERS



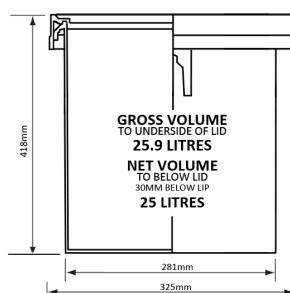
**10.0L P410L**



**15.0L P415L**



**20.0L P420L**



**25.0L P425L**











NIFTI LIDS™ ARE AVAILABLE IN PACKS OF 10 AND 100. THE LARGER CONTAINERS FROM 1.8L TO 25L CAN BE SUPPLIED INDIVIDUALLY.

TO PURCHASE A CERTAIN PACK SIZE PLEASE USE THE PRODUCT REFERENCE FOLLOWED BY A HYPHEN AND THE LETTER A, T OR C. (EG. P40250-T)









PACK SIZE	LETTER
1	A
10	T
100	C

## LIDS



 0.5L P40500GN	 5L P45000GN
 0.75L P40750GN	 10L P410LGN
 1L P40100GN	 15L P415LGN
 1.8L P41800GN	 20L P420LGN
 2.5L P4500GN	 25L P425LGN
















 1L P40100BU	 10L P410LBU
 1.8L P41800BU	 15L P415LBU
 2.5L P42500BU	 20L P420LBU
 5L P45000BU	 25L P425LBU



 1L P40100RD	 10L P410LRD
 1.8L P41800RD	 15L P415LRD
 2.5L P42500RD	 20L P420LRD
 5L P45000RD	 25L P425LRD



 0.25L P40250WH-C	 2.5L P42500WH
 0.5L P40500WH-C	 5L P45000WH
 0.75L P40750WH-C	 10L P410LWH
 1L P41000WH-C	 15L P415LWH
 1L P40100WH	 20L P420LWH
 1.5L P41500WH-C	 25L P425LWH
 1.8L P41800WH	



 1LP40100YW	 10L P410LYW
 1.8L P41800YW	 15L P415LYW
 2.5L P42500YW	 20L P420LYW
 5L P45000YW	 25L P425LYW

## OPENING

WHEN REMOVING THE LIDS, IT IS IMPORTANT THAT THE LIP IS FOLDED BACK ALL THE WAY ROUND FOR THE LID TO THEN EFFORTLESSLY LIFT OFF. FAILURE TO DO THIS BY TUGGING, TEARING OR PULLING THE LID OFF WILL DAMAGE THE LID AND RIM OF THE CONTAINER, OFTEN WEAKENING THE FLANGE AND LOSING ITS WATER-TIGHT SEAL.



## CLOSING WITH LIP TURNED DOWN (FOR THE FIRST TIME)

WHEN SEALING THE CONTAINERS WITH THE LID, ENSURE THAT THE RIM IS PUSHED DOWN FIRMLY. THEN TO COMPLETE THE WATERTIGHT SEAL, PLACE THE CONTAINER ON A LEVEL THAT YOU ARE ABLE TO LEAN OVER IT AND USING YOUR UPPER BODY WEIGHT THROUGH YOUR ARMS PLACE YOUR HANDS SIDE BY SIDE WITH THUMBS TOUCHING AND PRESS DOWN HARD ON THE RIM IN A SHARP MOVEMENT WITH THE BALLS OF YOUR HANDS UNTIL A "SNAP" IS HEARD. THIS FORMS THE WATERTIGHT SEAL. HOWEVER THIS MUST BE DONE ALL THE WAY ROUND THE RIM. IT IS ADVISABLE TO START AT ONE POINT WITH BOTH HANDS AND THEN WORK, EITHER ALL THE WAY ROUND THE CIRCUMFERENCE IN A CIRCLE, OR IF WELL USED TO THE PROCEDURE, WORK BOTH HANDS AWAY FROM EACH OTHER UNTIL THEY MEET AT THE FAR SIDE.



## CLOSING WITH LIP TURNED UP

WHEN SEALING THE CONTAINERS WITH THE LIP TURNED UP ON THE LID, FOLD THE LIP DOWN AND THEN REPEAT THE CLOSING PROCESS DETAILED ABOVE.



**SMART  
RELIABLE  
TRUSTED**

**T:** +44 (0) 844 8080 900

**E:** LABSUPPLIES@SOLMEDIALT.D.COM

**W:** WWW.SOLMEDIALT.D.COM

